











AgSafe Safe Work Practice - TEMPLATE

Safe work procedure to prevent worker exposure to avian influenza virus

DO NOT perform this procedure until you have been properly trained and authorized to do so by your supervisor

REQUIRED TRAINING

- Consider getting current season flu vaccine.
- Tool box training on this safe work procedure.
- Avian influenza response plan on the farm as per CFIA / Health Canada recommendations.
- Respirator fit testing and training.

Required Personal Protective Equipment & Devices			
<i>Delete the text and pictograms that do not apply. Add any additional personal protective equipment required</i>			
	Eye Protection Required Yes, Chemical which seal to the face		Approved Dust Mask Required As per CFIA / Health Canada specification [N-95 or better]
	Long or loose hair must be tied back or contained		No jewellery, watches, rings, necklaces etc
	CSA Approved Safety Footwear Required Waterproof which can withstand disinfection with liquid and/or disposable waterproof boot covers		Protective Clothing Required Such as disposable overalls with a hooded protection taped to gloves
	Hearing Protection Required		No loose fitting clothing
	Nitrile Gloves for AI Purposes As per specifications of NIOSH and disinfectant choice [see MSDS spec]		NIOSH N-95 (minimum) Approved Respirator Required As per disinfectant see MSDS specification

POTENTIAL HAZARDS

- Avian influenza virus.
- Vapours and splashes from chosen disinfectant.
- Tasks which involve the handling of live or dead birds, their faeces, feathers or bedding, or the cleaning and disinfection of contaminated surfaces or equipment could potentially expose the worker to avian influenza virus.

SAFE WORK PROCEDURE

Before you start:

1. Inspect required personal protective equipment (PPE) and replace if required.
2. Put on all required personal protective equipment.
3. Check for any signage or barriers advising against worker entry to barn.
4. Examine flock for any signs of avian influenza know the signs such as sudden death, lack of coordination, lack of energy and appetite, soft-shelled or misshapen shells, decreased egg production, purple discolouration of the wattles combs and legs. Swelling of the head, eyelids, combs, nasal and hocks, diarrhoea, nasal discharge, coughing and sneezing.

AVIAN INFLUENZA EXPOSURE PREVENTION

While You're Working:

1. Ensure your PPE is fitted and maintained in a sealed fashion.
2. Avoid eating drinking and smoking or removing PPE.
3. Continue to practice good hand and exposed skin washing technique between glove changes, washroom breaks etc.
4. Avoid touching exposed skin, face, eyes, nose and mouth whilst wearing PPE.

After You Finish:

1. With your respirator, goggles and gloves on, remove all personal protective clothing.
 - a. Place disposable clothing in an approved secure container for disposal
 - b. Place reusable clothing in approved, secured containers for cleaning and disinfection on site
2. Remove gloves and discard them in an approved, secure container for bio-hazardous waste.
 - a. Thoroughly wash hands and fingers with soap and water
 - b. If no hand washing facilities are available, use waterless soaps or alcohol-based sanitizers provided by your employer

If an emergency situation occurs while conducting this task, or there is an equipment malfunction, shut the equipment off immediately and follow the lock out procedure.

Report any hazardous situation to your supervisor/manager or employer immediately

GUIDANCE DOCUMENTS / WEBSITES / STANDARDS / LEGISLATION ETC

- www.cdc.gov/niosh/docs/2008-128
- www.work.alberta.ca/documents/WHS-PUB_bp003.pdf
- Workers Compensation Act
- Occupational Health and Safety Regulations
- CSA / WorkSafeBC Standards
- NIOSH Alert: Protecting workers from Avian Influenza; Best practice guidelines for workplace health and safety during avian influenza
- WorkSafeBC Exposure Control Plan; Exposure to avian influenza virus during poultry operations

GENERAL RECOMMENDATIONS

- Consider getting this year's flue vaccination.
- Consult your physician if you are experiencing any flu-like symptoms and advise them that you work on a poultry farm and could have been exposed to avian influenza prior to your arrival at clinic.

Date Written:	
Procedure Developed By:	
Date Revised:	
Approved By:	
Date Approved:	
Signature of Employer:	