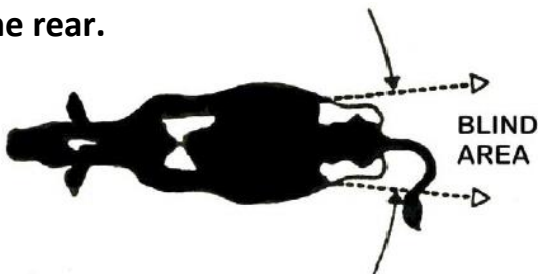


Safe Animal Handling Tips

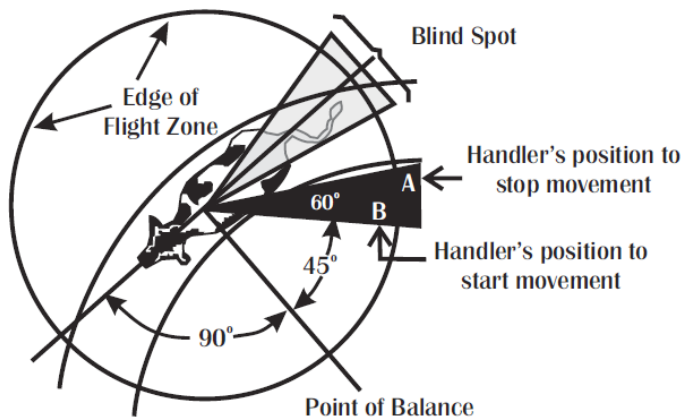
The Blind Spot

Cattle have panoramic, almost 360 – degree vision. Their only blind spot is directly behind them, so never approach a cow from the rear.



The Flight Zone

The flight zone is the animal's personal space, and the wildness or tameness of the animal determines the size of the flight zone. An animal will begin to move away when the handler penetrates the edge of the flight zone. To keep animals calm and move them easily, the handler should work on the edge of the flight zone.

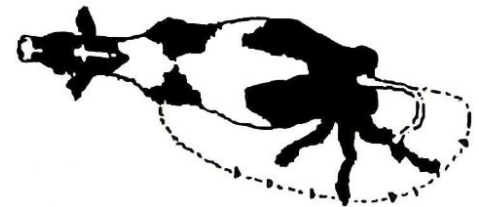


Point of Balance

An animal's point of balance actually related to its flight zone. With most cattle, the shoulder is the point of balance. To move the animal forward, stand behind the point of balance and move in and out of the flight zone. To move an animal backward stand in front of the point of balance and move in and out of the flight zone.


The Kick Zone

Cows kick forward and out to the side. Cows experiencing pain from inflammation or injuries have a tendency to kick toward that side. Avoid being kicked by keeping this in mind.



Leave Yourself an "Out"

Always provide yourself with an escape route when working with an animal in close quarters.



Separate Cattle Safely

When separating cattle stand to one side, or with one foot on the gate in case the herd forces the gate back suddenly.



These are certain things animals want to do as long as they are in a normal mental state

- They want to move in the direction they are headed
- They want to follow other animals
- They want to see what is pressuring them
- They have very little patience