

Working around machinery is often noisy. Communication between workers is essential to avoid confusion and reduce the possibility of an accident. The use of hand signals to communicate, instead of talking, lets co-workers exchange instructions from a safe distance.




COME TO ME

(may mean "Come help me" in an emergency):
Raise arm vertically overhead, palm to the front, and rotate in large horizontal circles.



STOP

Raise hand upward, arm fully extended, palm to the front. Hold that position until the signal is understood.



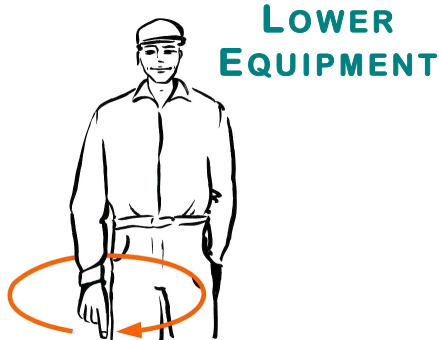
MOVE OUT / TAKE OFF

Face desired direction of movement. Extend arm straight out behind you, then swing it overhead and forward until it's straight out in front of you with palm down.




RAISE EQUIPMENT

Point upward with forefinger, making a circle at head level with your hand.



LOWER EQUIPMENT

Point toward the ground with forefinger while moving the hand in circular motion.




MOVE TOWARD ME / FOLLOW ME

Look toward person or vehicle you want moved. Hold one hand in front of you, palm facing you, and move your forearm back and forth.




SPEED IT UP / INCREASE SPEED

Raise hand to shoulder, fist closed. Thrust fist upward to full extent of arm and back to shoulder rapidly several times



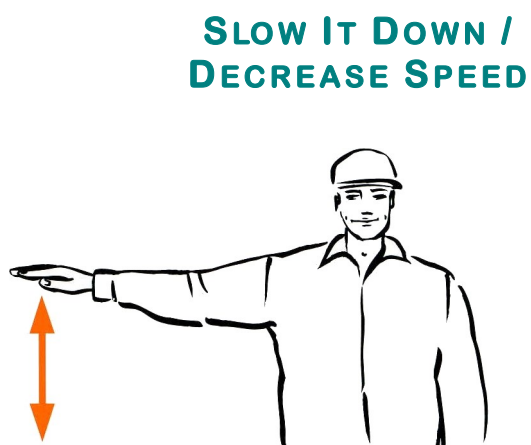
START THE ENGINE

Move arm in a circle at waist level, as though you were cranking an engine.



STOP THE ENGINE

Move your right arm across your neck from left to right in a "throat-cutting" motion.



SLOW IT DOWN / DECREASE SPEED

Extend arm horizontally sideward, palm down, and wave arm downward 45° minimum several times, keeping arm straight. Don't move arm above horizontal.




THIS FAR TO GO

Put hands in front of face, palms facing each other. Move hands together or further apart to indicate how far to go.



LEFT TURN

Left arm extended horizontally.



RIGHT TURN

Left hand and arm extended upward at the elbow.

These are industry standard hand signals. Uniformity is the key point - everyone must get the same message from the same signal. Learn them, use them - and help prevent farm injuries and fatalities. Please display this poster prominently in your farm machinery work area.