

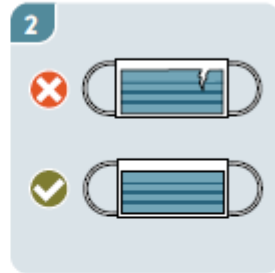
# NOTICE: Temporary Foreign Workers

If you leave your accommodations, you **MUST** carry a mask with you at all times.

## Help prevent the spread of COVID-19: How to use a mask



Wash your hands with soap and water for at least 20 seconds before touching the mask. If you don't have soap and water, use an alcohol-based hand sanitizer.



Inspect the mask to ensure it's not damaged.



Turn the mask so the coloured side is facing outward.



Put the mask over your face and if there is a metallic strip, press it to fit the bridge of your nose



Put the loops around each of your ears, or tie the top and bottom straps.



Make sure your mouth and nose are covered and there are no gaps. Expand the mask by pulling the bottom of it under your chin.



Press the metallic strip again so it moulds to the shape of your nose, and wash your hands again.

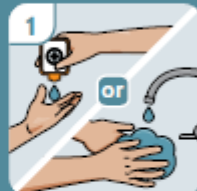


Don't touch the mask while you're wearing it. If you do, wash your hands.



Don't wear the mask if it gets wet or dirty. Don't reuse the mask. Follow correct procedure for removing the mask.

### Removing the mask



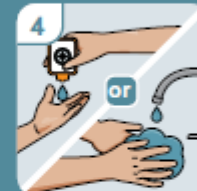
Wash your hands with soap and water or use an alcohol-based hand sanitizer.



Lean forward to remove your mask. Touch only the ear loops or ties, not the front of the mask.



Dispose of the mask safely.



Wash your hands. If required, follow the procedure for putting on a new mask.

Note: Graphics adapted from BC Centre for Disease Control (BC Ministry of Health), "How to wear a face mask."